

Mounting suspensions

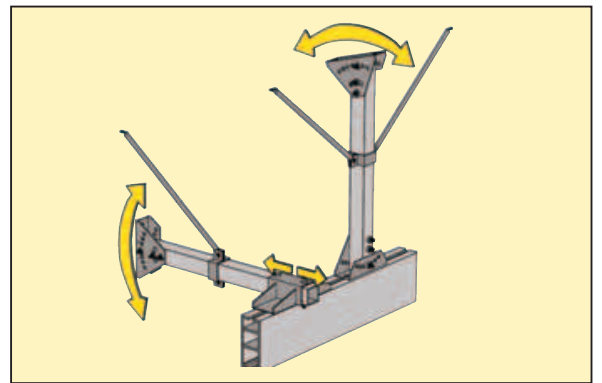
Easy installation with one suspension for all three extraction rail systems

PlymoVent introduces a flexible suspension system that will fit all three Firehouse extraction systems. Just decide whether you need ceiling or wall mounting!



SBT

The suspensions for SBT system is all included in the delivery! All you have to do is decide whether you want wall or ceiling mounting. You can see the difference in the product number, there is a "W" added for wall mounting option, see page 19.




SBT suspension, showing wall and ceiling mounting options.

STR

When ordering your STR system, the same decision regarding wall or ceiling mounting must be made. It may be necessary to choose both kinds of suspensions, depending on how many rails you need for your Fire station. The rails in the middle will require ceiling mounting, for the other ones you have an option between wall or ceiling mounting. The length of the rail determines the number of suspensions needed, see below.

The aluminium suspension support leg can be ordered in three different lengths and then cut to your specific need. The side braces come in three different sizes, with or without clamp kits as option.



STR suspension attachment detail.

Recommended number of suspensions

STR-9	3 pcs	STR-21	5 pcs
STR-12	3 pcs	STR-24	5 pcs
STR-15	4 pcs	STR-27	6 pcs
STR-18	4 pcs	STR-30	6 pcs

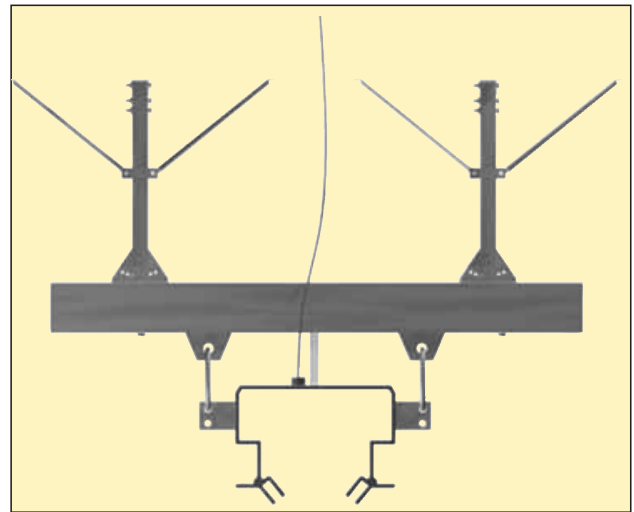


The STR rails can be wall or ceiling mounted, using the same suspensions.

The mounting kit is specific for type of installation, vertical (ceiling) or horizontal (wall).

VSR


The suspensions for VSR system will make sure that the rail is hanging freely, and able to move sideways as the vehicle drives or backs into the premises. The rail being able to move 30 cm/11.8" sideways together with shape of the catcher, makes the system flexible and easy for the driver to handle. A centering spring makes sure that the rail returns to its position after the vehicle has left. The system is delivered with a kit containing suspension profile, 2 suspension brackets and trolleys, 1 centering spring, safety wire, trolley stops and hardware for one suspension point. The length of the rail determines number of suspensions, see below.




Recommended number of suspensions

VSR-6	2 pcs	VSR-18	4 pcs
VSR-9	3 pcs	VSR-18-D	4 pcs
VSR-12	3 pcs	VSR-21	4 pcs
VSR-12-D	3 pcs	VSR-21-D	4 pcs
VSR-15	3 pcs	VSR-24	5 pcs
VSR-15-D	3 pcs	VSR-24-D	5 pcs


SUSPENSION DETAILS



The **Adjustable Vertical Mounting Kit** may also be used if the roof is angled, and can be mounted in both directions. Maximum angle: 30°.




The **Suspension bracket Kit** is designed to mate with the mounting kits. It will slide the full length of the rail to line up with ceiling or wall beams.




The **Adjustable Horizontal Mounting Kit** has the same benefits as the vertical one, but also includes a bracket, adjustable in relation to the support leg. Maximum angle: 30°.



The **Side Brace** comes in three lengths: 500 mm/19.7", 750 mm/29.5" and 1800 mm/70.9".



The **Side Brace Kit** comes in three lengths: 500mm/19.7", 750mm/29.5" and 1800mm/70.9". Each kit includes two braces and a clamp kit.



The **Side Brace Clamp Kit** includes two aluminium brackets for one or two side braces.