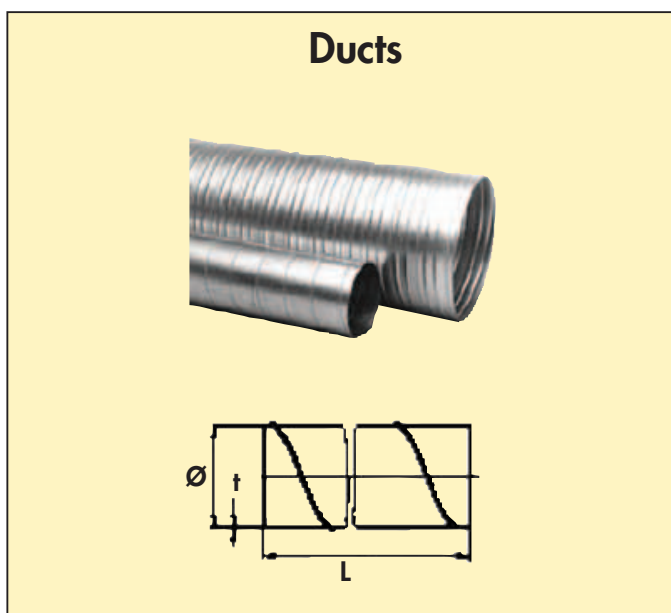


A very important part of dimensioning an extraction system is the duct work

We have already talked about the importance of calculating the pressure loss in your extraction system, to get the best return on your energy costs. There are more facts to consider when planning your system.

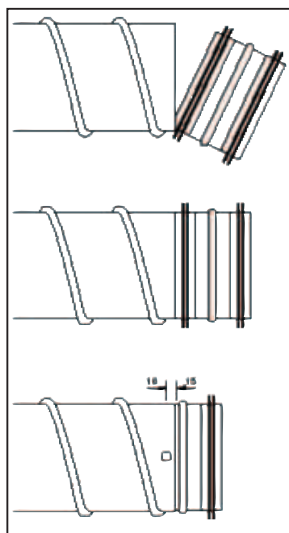
PlymoVent has experience in designing duct work to optimize the effectiveness of the vehicle exhaust emission systems. Consideration is given to required transport velocities, abrasiveness and other charact-

eristics in selecting the right dimension of the duct work. This will give you a system that properly ventilates the exhaust fumes from the fire appartus in each individual application.




Ø mm/inch	t mm/inch	Length m/ft	Weight kg/lbs
63/2.5	0.5/0.020	3/9.8	3.0/6.6
80/3.1	0.5/0.020	3/9.8	3.6/7.9
100/4.0	0.5/0.020	3/9.8	4.5/9.9
125/5.0	0.5/0.020	3/9.8	5.4/11.9
150/6.0	0.5/0.020	3/9.8	6.6/14.5
160/6.3	0.5/0.020	3/9.8	6.9/15.2
180/7.1	0.5/0.020	3/9.8	7.8/17.2
200/7.8	0.5/0.020	3/9.8	8.7/19.4
224/8.8	0.5/0.020	3/9.8	8.7/19.4
250/9.8	0.5/0.020	3/9.8	9.6/21.1
280/11.0	0.6/0.024	3/9.8	14.7/32.3
300/11.8	0.6/0.024	3/9.8	15.6/34.3
315/12.4	0.6/0.024	3/9.8	16.5/36.3
355/14.0	0.6/0.024	3/9.8	18.6/40.9

## ASSEMBLY INSTRUCTIONS



- The ducts must be free from dirt.
- Ducts must be cut at right angles and carefully deburred.
- Check that ducts and fittings are undamaged. This is especially important with regards to the rubber gaskets.
- Push the fittings into the duct right to the stop. Turning the fitting a little makes insertion easier.
- Fasten the fittings to the duct with self-tapping screws or pop rivets.

## LEAK PROOF SYSTEM



- Fast and easy installation.
- Factory-fitted gasket without any loose parts.
- Adjustable - twisting and fine adjustment involve no risk of leakage.
- Environmentally friendly as it is fitted without sealant which contains solvent.
- Internal and external production control.
- Temperature resistant from -30 to 100°C/-20°F to 210°F.
- Double sealing minimises the risk of leakage in the event of damage.
- Withstands negative and positive pressure up to 3000 Pa/12" w.g.

## Ventilation doesn't have to make a lot of disturbing noise!

Fans make noises when in operation, that's a fact you can't overlook. However, with common sense and quality components it's easy to avoid problems and complaints.

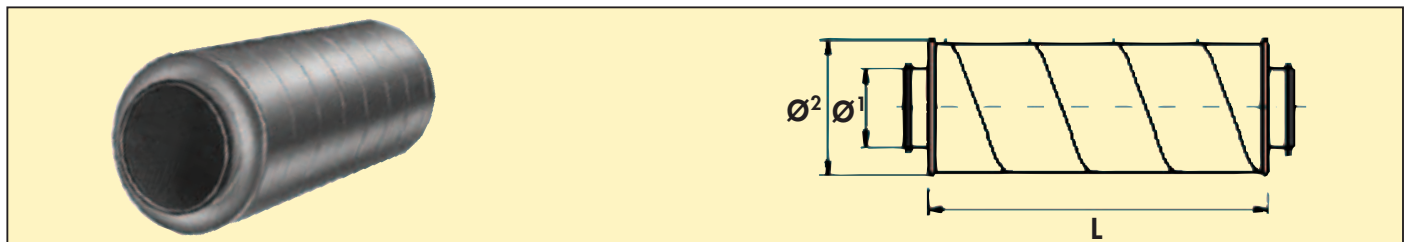
From the source of the noise, the soundwaves are spread over a greater and greater area as the distance increases.

Noise is generally accepted as unwanted sound. Noise in a ventilation system is a very complex and diverse phenomenon. There are often many noise sources occurring at the same time, which affects our perception of noise. Although difficult, it's very important

to be able to separate them from each other so that the appropriate sound attenuator can be installed.

As the soundwaves strike a soft, porous surface, for instance a wall of mineral wool, the oscillatory motions will partly be absorbed and slowed down by friction against the fibres. The silencer should therefore be placed where the sound absorbing material is hit by the most soundwaves, i.e. in the duct work, close to the in- or outlet of the fan.

Below you will find an example of a circular silencer, there is also an option for bent silencers to fit your duct work bends.



Ø¹ mm/inch	L mm/inch	Ins. attenuation (dB) in octave bands (Hz)								Ø² mm/inch	Weight kg/lbs
		125	250	500	1k	2k	4k	8k			
80/3.1	300/11.8	4	8	16	27	34	35	19	190/7.5	2.2/4.8	
80/3.1	600/23.6	9	16	28	46	53	46	25	190/7.5	3.7/8.1	
80/3.1	900/35.4	5	20	36	56	57	58	41	190/7.5	5.5/12.1	
80/3.1	1200/47.2	6	23	40	62	61	62	45	190/7.5	6.9/15.2	
100/4.0	300/11.8	4	8	14	23	27	25	14	210/8.3	2.6/5.7	
100/4.0	600/23.6	8	13	25	40	50	40	21	210/8.3	4.8/10.6	
100/4.0	900/35.4	5	18	33	53	55	48	28	210/8.3	6.3/13.9	
100/4.0	1200/47.2	6	22	39	60	61	53	33	210/8.3	7.9/17.4	
125/5.0	300/11.8	2	7	14	21	26	20	12	235/9.3	3.1/6.8	
125/5.0	600/23.6	7	12	23	39	47	32	18	235/9.3	5.2/11.4	
125/5.0	900/35.4	3	16	29	53	52	39	24	235/9.3	7.4/16.3	
125/5.0	1200/47.2	3	18	37	60	59	52	28	235/9.3	9.1/10.0	
160/6.3	300/11.8	2	5	12	17	24	17	11	270/10.6	3.5/7.7	
160/6.3	600/23.6	4	8	21	37	40	22	14	270/10.6	6.3/13.9	
160/6.3	900/35.4	4	12	27	46	51	29	20	270/10.6	8.9/19.6	
160/6.3	1200/47.2	3	14	34	51	53	33	18	270/10.6	11.1/24.4	
200/7.8	300/11.8	1	4	10	16	20	14	11	325/12.8	4.4/9.7	
200/7.8	600/23.6	4	8	20	31	32	20	15	325/12.8	7.5/16.5	
200/7.8	900/35.4	4	10	25	32	40	24	18	325/12.8	10.7/23.5	
200/7.8	1200/47.2	4	13	32	51	48	28	17	325/12.8	13.3/29.3	
250/9.8	600/23.6	2	6	15	27	25	15	14	365/14.4	9.3/20.5	
250/9.8	900/35.4	2	8	22	37	34	18	16	365/14.4	12.8/28.2	
250/9.8	1200/47.2	2	10	27	42	39	20	18	365/14.4	16.5/36.3	
315/12.4	600/23.6	3	7	12	17	14	11	10	465/18.3	12.7/27.9	
315/12.4	900/35.4	3	9	17	25	20	14	13	465/18.3	17.7/38.9	
315/12.4	1200/47.2	3	12	24	37	23	17	15	465/18.3	23.0/50.6	